

Iowa Central Community College



Enrollment Report

FALL 2024

The figures in this document represent the official enrollment report for Fall 2024. The data is based on enrollment on the tenth day of classes, September 9, 2024.

It is the policy of Iowa Central Community College not to discriminate in its programs, activities, or employment on the bases of race, color, national origin, sex, disability, age, sexual orientation, gender identity, creed, religion, and actual or potential family, parental or marital status. If you have questions or complaints related to compliance with this policy, please contact the Vice President of Human Resources, Iowa Central Community College, One Triton Circle, Fort Dodge, Iowa 50501; Telephone: 515-574-1138, Email: concerns@iowacentral.edu, or the Director of the Office for Civil Rights U.S. Department of Education, John C. Kluczynski Federal Building, 230 S. Dearborn Street, 37th Floor, Chicago, IL 60604-7204, Telephone: (312) 730-1560 Facsimile: (312) 730-1576, TDD 800-8778339 Email: OCR.Chicago@ed.gov.

Iowa Central Community College
One Triton Circle, Fort Dodge, Iowa 50501
800.362.2793 • 515.576.7201 • www.iowacentral.edu



Table of Contents

Report Area	Page Number
Quick Facts	1
Enrollment by Center	2
Developmental Education	2
Demographics	3
Instructional Programs & Distance Learning	4
Hours & Headcount by Location	5
Credit Hours by Location	6
Geographical Breakdown	7-9
Faculty & Staff	10-11
Housing	12
Course Subject Credit Hours	13-18
Academic Programs	19-23
Associate of Arts	24-28
Enrollment Trend Graphs	29-30



Fall Overview

2024 Fall Students Quick Facts	
Total Credit Hours	51,647.0
Total Students	4,975
FTE*	3,455
Undergraduates	3,163
High School	1,812
Full-time Students	2,695
Part-time Students	2,280
1 st Generation Students	891
Students in Developmental Courses	482
Students in Campus Housing	1,157
Area V Students	3,210

*Student FTE Calculation = 1/3 Part-time + Full-time

Fall Term Comparisons			
	Fall 2023	Fall 2024	% Change
Total Credit Hours	51,503.0	51,647.0	+0.3%
Total Headcount	4,934	4,975	+0.8%

Costs	
Iowa Resident Tuition + Fees	\$229.00/credit hour
Border State Tuition + Fees	\$234.00/credit hour
Non-Resident Tuition + Fees	\$329.50/credit hour
Room & Board	\$7830.00/year



Enrollment by Center

Enrollment by Center			
Center	Credit Hours	Credit Hours % Total	Headcount (students are not unique)
Fort Dodge	29,165.0	68.9%	2,325
Storm Lake	1,699.0	3.9%	204
Webster City	1,313.0	3.1%	167
High Schools	5,203.0	12.3%	1,130
Regional Centers	2,299.0	5.4%	233
Correctional Facilities	1,063.0	2.5%	112
Other	1,565.0	3.7%	128
Total	42,307.0	--	4,299

Students in Developmental Courses				
	Headcount (duplicated)		Credit Hours	
	Fall 2023	Fall 2024	Fall 2023	Fall 2024
Eng	355	337	544.0	460.0
Math	231	251	459.0	494.0
Reading	46	21	184.0	84.0
Total	632	609	1,187.0	1,038.0



Demographics

Race/Ethnicity	Headcount	Credit Hours
2 or More	298	3,626.0
American/Alaska Native	30	260.0
Asian	64	591.0
Black or African American	460	5,715.0
Hawaiian/Pacific Islander	17	185.0
Hispanic/Latino	653	6,627.0
International	46	651.0
Unknown	34	264.0
White	2,893	29,481.0
Prefer not to respond	478	4,232.0

Headcount by Credit Hour and Gender								
	Male		Female		Transgender		Undeclared	
	Fall 23	Fall 24	Fall 23	Fall 24	Fall 23	Fall 24	Fall 23	Fall 24
Full-time	1,334	1,277	1,333	1,406	2	7	6	5
Part-time	921	950	1,325	1,312	6	12	7	6
Total	2,255	2,227	2,658	2,718	8	19	13	11

Headcount by Gender and Age								
Age	Male		Female		Transgender		Undeclared	
	Fall 23	Fall 24	Fall 23	Fall 24	Fall 23	Fall 24	Fall 23	Fall 24
0-17	652	676	897	911	10	10	1	4
18-19	936	883	768	831	5	7	--	4
20-21	307	282	280	258	1	--	--	2
22-24	87	92	169	174	1	1	--	1
25-29	76	77	219	198	2	1	--	--
30-34	72	61	119	145	--	--	--	--
35-39	46	56	96	79	--	--	--	--
40-49	55	66	90	94	--	1	1	--
50-64	22	30	18	23	--	--	--	--
65+	2	3	2	5	--	--	--	--
Unknown	--	--	--	--	--	--	--	--
Total	2,255	2,226	2,658	2,718	19	20	2	11



Instructional Programs & Distance Learning

Instructional Programs						
Type of Instruction	Headcount (duplicated)			Credit Hours		
	Fall 23	Fall 24	% Change	Fall 23	Fall 24	% Change
Arts & Science	1,658	1,570	-5.3%	20,551.0	19,477.5	-5.3%
Regional Centers	92	95	+3.2%	785.0	855.0	+8.8%
Career Options	100	87	-13%	1,167.0	1,010.0	-13.5%
Correctional Facilities	86	112	+23.2%	944.00	1,063.0	+11.2%
Early Bird	1,259	1,253	-0.5%	6,034.0	6,021.0	-0.2%
Senior Year Plus	697	698	+0.1%	3,047.0	3,053.0	+0.2%
Storm Lake Charter School	53	52	-1.9%	780.0	785.0	+0.6%
Triton Academy	93	138	+32.6%	1,083.0	1,444.0	+25.0%
Vocational/Technical	1,205	1,281	+5.9%	15,504.0	16,373.5	+5.3%
Other	128	128	--	1,608.0	1,565.0	-2.7%
Grand Total	5,371	5,414	--	51,503.0	51,646.5	--

Distance Learning						
Learning Style	Headcount (duplicated)			Credit Hours		
	Fall 23	Fall 24	% Change	Fall 23	Fall 24	% Change
8-Week Online	1,594	1,832	+13%	4,731.0	5,208.0	+9.2%
Correctional Online*	278	306	+9.2%	722.0	795.0	-9.2%
Hybrid**	459	495	+7.3%	1,154.0	1,160.0	+0.5%
Online	2,395	2,379	-0.7%	6,938.0	6,884.0	-0.8%
Total	4,726	5,012	--	13,545.0	14,047.0	--

*Online courses are Internet courses with start/end dates based on regular semester start/end dates.

**Contains courses that were taught face-to-face before COVID-19 restrictions were put in place Fall 2020.



Hours & Headcount by Location

	Credit Hours		Headcount (duplicated)					
	Fall 23	Fall 24	College		High School		Total	
Iowa Central Centers	Fall 23	Fall 24	Fall 23	Fall 24	Fall 23	Fall 24	Fall 23	Fall 24
Fort Dodge*	29,265.0	29,165.0	2,213	2,164	124	161	2,308	2,325
Hybrid**	1,154.0	1,160.0	459	495	--	--	459	495
Virtual**	29.0	4.0	29	--	--	1	29	1
Storm Lake	1,170.0	1,669.0	62	75	85	129	147	204
Webster City	1,261.0	1,313.0	67	76	95	91	162	167
Total Centers	32,879.0	33,311.0	2,830	2,810	304	382	3,105	3,192

*Includes Online

**Contains courses that were taught face-to-face before COVID-19 restrictions were put in place Fall 2020.

Area V Schools								
Alta	225.0	219.0	--	--	75	58	75	58
Clarion-Goldfield Dows	278.0	311.00	--	--	95	77	95	77
Eagle Grove	148.0	232.0	--	--	51	43	51	43
East Sac County	60.0	75.0	--	--	20	19	20	19
Fort Dodge Senior High	1,166.0	1,378.0	--	1	395	236	395	237
Fort Dodge St. Edmond	68.0	81.0	--	--	25	22	25	22
Greene County	583.0	323.0	--	--	102	70	102	70
Humboldt	427.0	371.0	--	--	136	98	136	98
Manson NW Webster	103.0	153.0	--	--	40	39	40	39
Newell-Fonda	142.0	268.0	--	--	45	45	45	45
Pocahontas Area	245.0	244.0	--	--	91	57	91	57
Sioux Central	263.0	285.0	--	--	72	70	72	70
South Central Calhoun	142.0	190.0	--	--	40	39	40	39
South Hamilton	96.0	66.0	--	--	32	18	32	18
Southeast Valley	295.0	350.0	--	1	97	80	97	81
Storm Lake Community	992.0	630.0	--	1	85	137	85	138
Storm Lake St. Mary's	21.0	15.0	--	--	7	15	7	15
Webster City	36.0	12.0	--	--	12	4	12	4
Total Area V Schools	5,290.0	5,203.0	--	3	1,420	1,127	1,420	1,130

Other Locations								
Eagle Grove Regional Center	364.0	368.0	--	--	45	41	45	41
FD Correctional Facility	637.0	656.0	58	74	--	--	--	--
Greene Co Regional Center	239.0	217.0	--	--	32	26	32	26
Laurens Career Academy	54.0	--	8	--	--	--	--	--
RC Correctional Facility	307.0	413.0	37	38	--	--	--	38
Total Other Centers	1,601.0	1,654.0	180	112	77	67	77	105
Grand Total	39,770.0	39,008.0	3,010	2,430	1,724	1,576	1,724	3,932



Credit Hours by Location

Centers	Day		Evening		Weekend		Grand Total	
	Fall 23	Fall 24	Fall 23	Fall 24	Fall 23	Fall 24	Fall 23	Fall 24
Fort Dodge*	28,857.0	28,576.0	402.0	368.0	6.0	221.0	29,265.0	29,165.0
Hybrid**	1,154.0	--	--	--	--	--	1,154.0	--
Virtual**	29.0	4.0	--	--	--	--	29.0	4.0
Storm Lake	1,107.0	1,595.0	93.0	104.0	--	--	1,200.0	1,699.0
Webster City	1,261.0	1,145.0	--	--	--	168.0	1,261.0	1,313.0
Total Centers	32,408.0	31,320.0	495.0	472.0	6.0	389.0	32,909.0	32,181.0

*Includes Online

**Contains courses that were taught face-to-face before COVID-19 restrictions were put in place Fall 2020.



Geographical Breakdown

Area V Students			
County	Full-time	Part-time	Total
Buena Vista	211	419	630
Calhoun	129	134	263
Greene	40	97	137
Hamilton	103	187	290
Humboldt	131	159	290
Pocahontas	50	77	127
Sac	46	79	125
Webster	501	588	1,089
Wright	115	144	259
Total	1,326	1,884	3,210

International Students			
46 Total International Students			
Australia	1	Kenya	8
Bahamas	1	Mexico	3
Barbados	1	Pakistan	1
Bolivia	2	Poland	1
Brazil	1	Qatar	1
Canada	2	South Africa	3
Chile	1	Spain	1
Colombia	2	Tanzania	2
France	1	Uganda	1
India	1	United Kingdom	3
Italy	1	Uruguay	3
Japan	2	Vietnam, Republic of	1
		Zimbabwe	2



Geographical Breakdown

Students in Other Iowa Counties					
1,063 Total Students					
Adair	1	Fayette	3	Mitchell	6
Adams	--	Floyd	1	Monona	7
Allamakee	4	Franklin	5	Monroe	2
Appanoose	1	Fremont	2	Montgomery	1
Audubon	--	Grundy	6	Muscatine	11
Benton	5	Guthrie	8	O'Brien	6
Blackhawk	32	Hancock	12	Osceola	--
Boone	38	Hardin	37	Page	--
Bremer	9	Harrison	3	Palo Alto	16
Buchanan	5	Henry	6	Plymouth	14
Butler	10	Howard	2	Polk	170
Carroll	22	Ida	26	Pottawattamie	10
Cass	4	Iowa	7	Poweshiek	11
Cedar	4	Jackson	6	Ringgold	1
Cerro Gordo	18	Jasper	12	Scott	11
Cherokee	66	Jefferson	1	Shelby	5
Chickasaw	--	Johnson	20	Sioux	12
Clarke	4	Jones	2	Story	64
Clay	38	Keokuk	5	Tama	3
Clayton	12	Kossuth	37	Taylor	2
Clinton	11	Lee	3	Union	1
Crawford	8	Linn	27	Van Buren	1
Dallas	36	Louisa	2	Wapello	1
Davis	1	Lucas	3	Warren	12
Decatur	3	Lyon	2	Washington	2
Delaware	--	Madison	4	Wayne	2
Des Moines	6	Mahaska	4	Winnebago	5
Dickinson	5	Marion	8	Winneshiek	5
Dubuque	17	Marshall	13	Woodbury	23
Emmet	7	Mills	3	Worth	6
				Unknown	13

For Fall 2024, there were students from 93 out of the 99 counties in Iowa.



Geographical Breakdown

Out-of-State Students					
656 Total Students					
Alabama	7	Maine	--	Oklahoma	6
Alaska	2	Maryland	2	Oregon	3
Arizona	8	Massachusetts	--	Pennsylvania	7
Arkansas	2	Michigan	9	Rhode Island	--
California	13	Minnesota	139	South Carolina	2
Colorado	10	Mississippi	9	South Dakota	17
Connecticut	1	Missouri	48	Tennessee	3
Delaware	1	Montana	3	Texas	28
Florida	28	Nebraska	33	Utah	4
Georgia	7	Nevada	3	Vermont	--
Hawaii	2	New Hampshire	1	Virginia	3
Idaho	--	New Jersey	4	Washington	4
Illinois	71	New Mexico	1	West Virginia	1
Indiana	4	New York	7	Wisconsin	55
Kansas	25	North Carolina	3	Wyoming	2
Kentucky	5	North Dakota	6	Guam*	--
Louisiana	6	Ohio	19	Unknown	40
For Fall 2024, there were students from 44 out of the 50 states in the U.S.					

*U.S. Territory



Faculty & Staff

Number of Faculty Teaching at Each Location			
Location	Adjunct	Full-time	Total
8-Week Online	51	4	55
Alta	2	--	2
Clarion-Goldfield-Dows High School	5	--	5
Eagle Grove High School	4	--	4
Eagle Grove: N. Central Regional Center	3	5	8
East Sac County High School	4	--	4
Fort Dodge Center	54	76	130
Fort Dodge Correctional Facility	14	4	18
Fort Dodge Senior High School	9	--	9
Fort Dodge – St. Edmond High School	3	--	3
Greene County High School	5	--	5
Greene County Regional Center	3	--	3
Humboldt High School	7	--	7
Manson Northwest Webster High School	3	--	3
Newell Fonda High School	6	--	6
Online	58	7	65
Pocahontas Area High School	5	--	5
Rockwell City Correctional Facility	13	--	13
Sioux Central High School	5	--	5
South Central Calhoun High School	4	--	4
South Hamilton High School	2	--	2
Southeast Valley High School	7	--	7
Storm Lake Center	9	10	19
Storm Lake Community High School	8	--	8
Storm Lake - St. Mary's High School	1	--	1
Webster City Center	7	5	12
Webster City High School	1	--	1



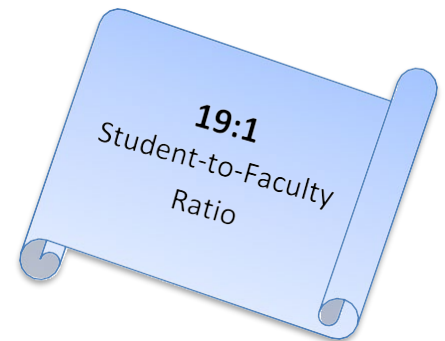
Faculty & Staff

Status	8-Week Online	Career Academy	Early Bird	Hybrid	Online	Traditional
Full-time	4	5	3	12	7	89
Adjunct	51	6	86	3	72	61
Total	55	11	89	15	79	150

Unduplicated Faculty			
Full-time	Adjunct	Total Faculty	FTE
98	256	354	183

*Student/Faculty Ratio based on Iowa Department of Education Supplemental Salary
Allocation calculation for Faculty FTE and Student FTE*

Staff for Fall 2024		
Full-time	Part-time	Total Staff
251	176	427

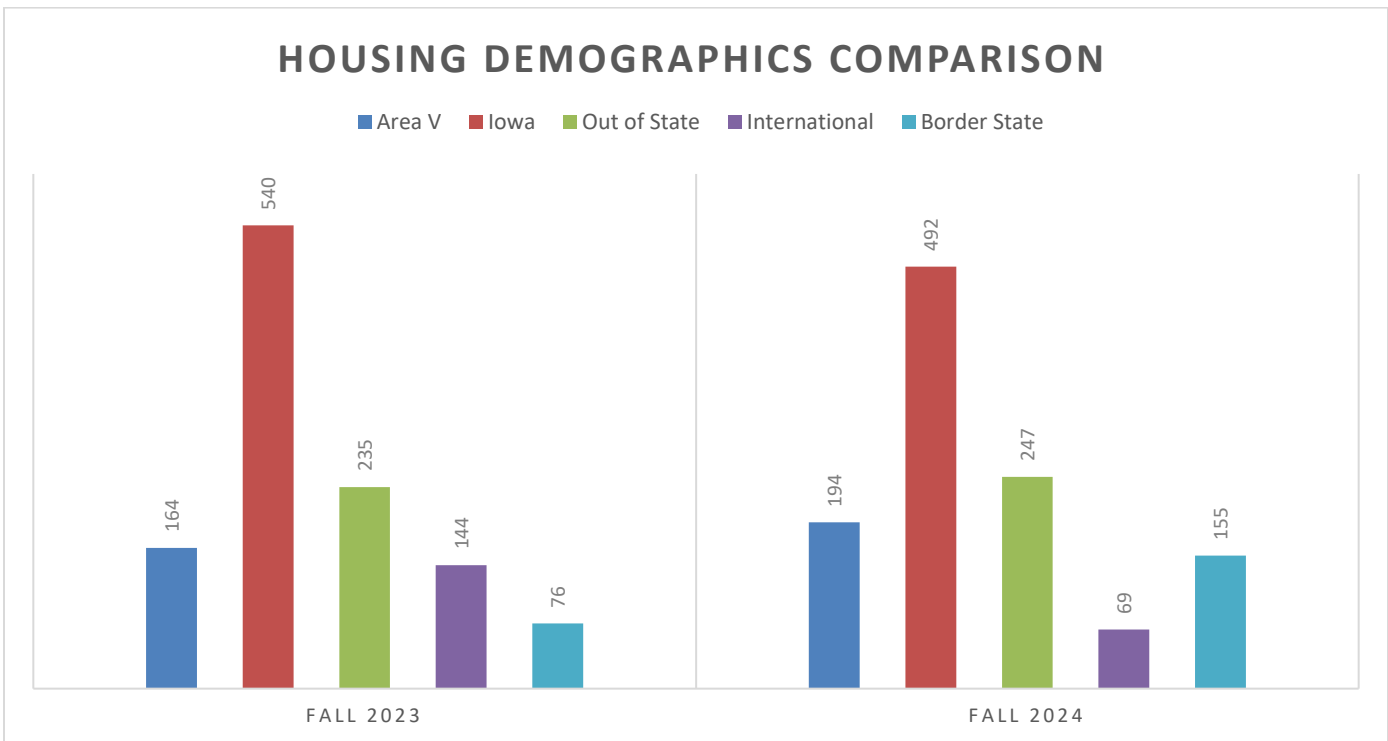




Housing

Housing Residents		
Availability	Residents	% Capacity
1,263	1,157	91.6%

Student Demographics		
Demographic	Students	% Total
Area V	194	16.8%
Iowa	492	42.5%
Out-of-State	247	21.3%
International	69	6.0%
Border State	155	13.4%





Course Subject Credit Hours

Business	Fall 23	Fall 24
Accounting	1,038.0	990.0
Administrative Assistant	25.0	23.0
Business	1,815.0	1,839.00
Coaching Officiating	232.0	209.0
Computer Networking	610.0	704.0
Computer Science	1,197.0	1,239.0
Cosmetology	--	42.00
Economics	939.0	828.0
General Phy. Ed and Health	18.0	--
Intercollegiate Physical Educ.	279.0	178.0
Management	285.0	282.0
Marketing	417.0	483.0
Physical Education Training	201.0	156.0
Work-Based Learning	15.0	2.0
Business Total	7,071.0	6,975.0

Communications	Fall 23	Fall 24
Communication Studies	75.0	--
English Composition	4,597.0	4,186.0
Journalism	123.0	45.0
Mass Media Studies	--	196.0
Non-Intensive ESL	60.0	56.0
Reading	184.0	84.0
Social Media and Marketing	174.0	66.0
Speech	897.0	963.0
Communications Total	6,110.0	5,596.0

Education & Psychology	Fall 23	Fall 24
Early Childhood Education	135.0	45.0
Education	472.0	467.0
Psychology	3,702.0	3,408.0
Student Development	591.0	212.0
Education & Psychology Total	4,900.0	4,132.0



Course Subject Credit Hours

Health Science	Fall 23	Fall 24
Advanced Diagnostic Imagine	--	1.0
Associate Degree Nursing	1,140.0	1,323.0
Dental Assisting	--	90.0
Dental Hygiene	390.0	366.0
Emergency Medical Services	221.0	261.5
Health Care Administration	231.0	177.0
Health Sciences	979.0	987.0
Medical Assistant	209.0	337.0
Medical Lab Tech	242.0	257.0
Practical Nursing	1,705.0	2,088.0
Radiologic Technology	439.0	428.5
Health Science Total	5,556.0	6,316.0

Humanities	Fall 23	Fall 24
American Sign Language	78.0	87.0
Art	1,020.0	1,135.0
Cultural Studies	372.0	486.0
English Composition	42.0	54.0
Film and Theatre	258.0	192.0
Foreign Language - Spanish	232.0	266.0
General Music	1,215.0	1,137.0
Humanities	318.0	78.0
Literature	213.0	201.0
Music - Applied	30.0	16.0
Philosophy	633.0	669.0
Religion	519.0	633.0
Humanities Total	4,930.0	4,954.0

Science	Fall 23	Fall 24
Biology	3,738.0	4,161.0
Chemistry	670.0	732.0
Environmental Science	--	28.0
Physical Science	--	108.0
Physics	54.0	62.0
Veterinary Technician	--	102.0
Science Total	4,462.0	5,193.0

Mathematics	Fall 23	Fall 24
Computer Programming	147.0	9.0
Computer Science	--	44.0
Mathematics	3,122.0	3,426.0
Mathematics Total	3,269.0	3,479.0



Course Subject Credit Hours

Industrial Technology	Fall 23	Fall 24
Agriculture - Animal Science	315.0	198.0
Agriculture - Farm Mgt	306.0	210.0
Agriculture - Horticulture	236.0	145.0
Agriculture - Precision Ag	39.0	33.0
Agriculture Agronomy	240.0	162.0
Agriculture Comprehensive - M	171.0	108.0
Auto Body Collision Repair	270.0	300.0
Automation Tech and Robotics	27.0	44.0
Automotive Technology	1,152.0	969.0
Computer Aided Drafting	149.0	235.0
Computer Networking	85.0	12.0
Computer Programming	268.0	343.0
Construction	498.0	382.0
Criminal Justice	1,149.0	1,239.0
Diesel Technology	951.0	1,104.0
Electrical Technology	1,351.0	1,254.0
Engineering Technology	126.0	126.0
Fire Science	324.0	417.0
Graphic Communications	56.0	118.0
Heating and Air Conditioning	301.0	291.0
Hospitality/Culinary Mgt	418.0	376.0
Industrial Technology	212.0	233.0
Manufacturing	173.0	184.0
Mass Media Studies	269.0	14.0
Mathematics	408.0	385.0
Photography	222.0	135.0
Physics	104.0	116.0
Plumbing	--	150.0
Welding	1,184.0	1,209.0
Work-Based Learning	584.0	775.0
Industrial Technology Total	11,588.0	11,267.0

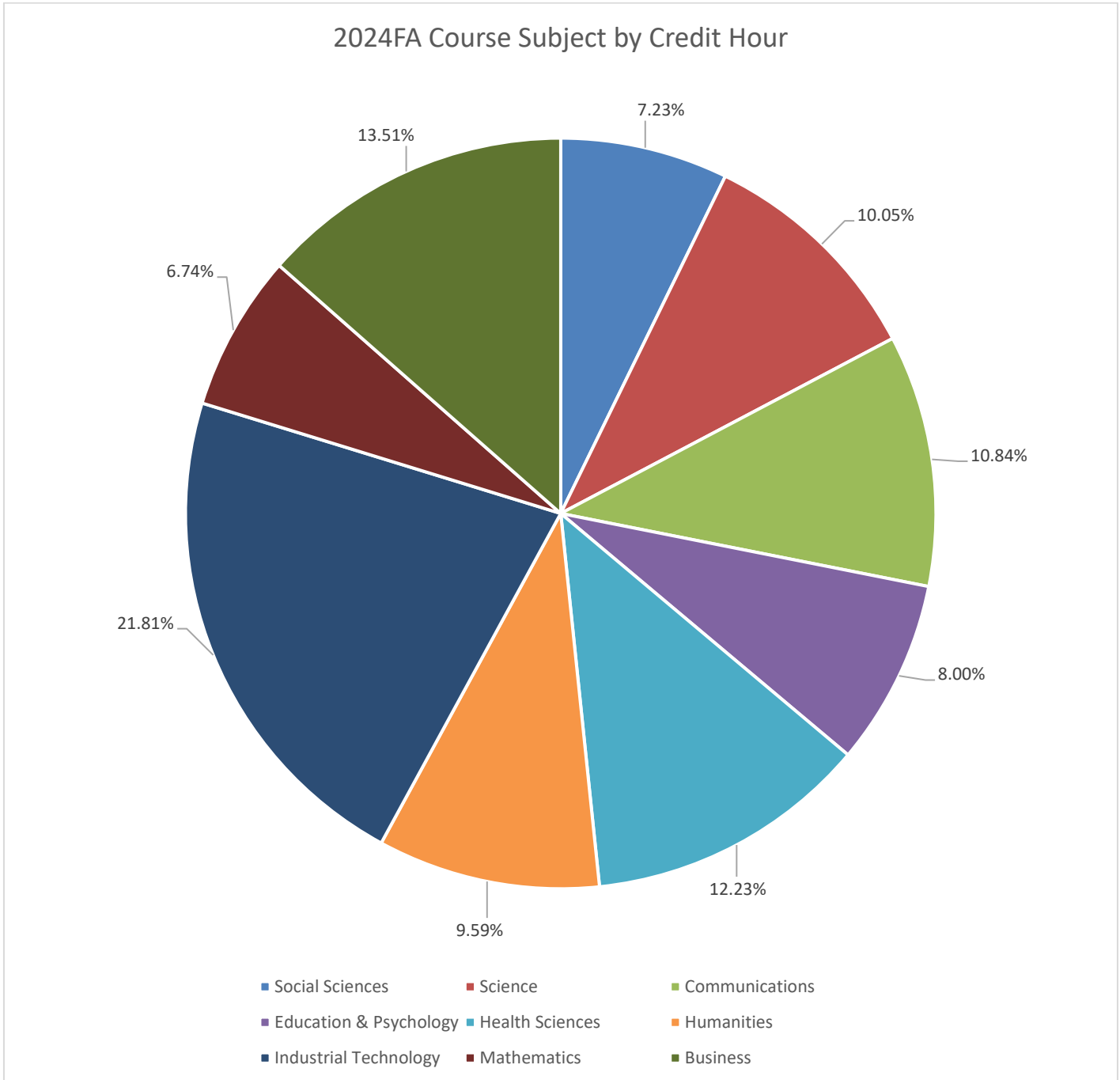


Course Subject Credit Hours

Social Sciences	Fall 23	Fall 24
Geography	33.0	--
History	708.0	780.0
Human Services	402.0	393.0
Political Science	591.0	714.0
Sociology	1,860.0	1,818.0
Student Development	12.0	11.0
Work-Based Learning	11.0	19.0
Social Sciences Total	3,617.0	3,735.0
Grand Total	51,503.0	51,647.0



Course Subject Credit Hours





Academic Programs

Business	Credit Hours		Headcount	
	Fall 23	Fall 24	Fall 23	Fall 24
ACC.AAS - Accounting Associate	604.0	598.0	55	54
ACC.APS - Accounting Associate	89.0	40.0	12	5
ACC.DIPL - Accounting Assistant	137.0	138.0	10	9
BAK.DIPL - Baking and Pastry Arts	104.0	48.0	7	3
BUSB.APS - Business	12.0	--	2	--
BUS.AAS - Business	782.0	1,474.0	74	127
BUS.APS - Business	7.0	3.0	1	1
CJUS.AAS - Criminal Justice	1,045.0	980.0	88	81
CJUS.DIPL - Criminal Justice	24.0	121.0	3	10
CJUSB.AAS - Criminal Justice	6.0	--	1	--
CMR.DIPL - Computer Repair	57.0		5	
CNTB.AAS - Computer Networking Technology	--	3.0	--	1
CNT.AAS - Computer Networking Technology	756.0	825.0	74	78
CUL.AAS - Culinary Arts	75.0	28.0	5	2
CUL.DIPL - Culinary Arts	18.0	--	2	--
CULH.AAS - Culinary Arts and Hospitality Management	117.0	326.0	8	22
GRA.AAS - Graphics Technology	223.0	172.0	17	12
GRA.DIPL - Graphics Technology	13.0	5.0	1	1
HBM.AAS - Health and Beauty Management	18.0	43.0	2	5
HCAB.APS - Health Care Administration	486.0	429.0	46	43
HOS.DIPL - Restaurant and Hospitality Management	--	8.0	--	1
HS.HOS - Hospitality and Tourism	19.0	31.0	3	6
HS.MBUS - High School Business Meta-Major	341.0	197.0	40	36
SIT.AAS - Securing Information Technology	54.0	12.0	5	2
TGM.AAS - Turf Grass Management	367.0	251.0	23	17
TGM.DIPL - Turf Grass Technician	--	14.0	--	1
TVR.AAS - TV and Radio Production	118.0	16.0	9	1
WBT.AAS - Web Technology	12.0	--	1	--
Business Total	5,484.0	5,762.0	494	518



Academic Programs

Health Sciences	Credit Hours		Headcount	
	Fall 23	Fall 24	Fall 23	Fall 24
AADN.AAS – Advance Standing Associate Degree Nursing	93.5	152.0	7	13
ADN.AAS - Associate Degree Nursing	1,394.5	1,828.0	117	150
BSN.AA - RN-BSN	37.0	--	3	--
DA. DIPL – Dental Assistant	--	90.0	--	6
DH.AAS - Dental Hygiene	391.0	372.0	30	28
EMB. CERT	7.0	--	1	--
EMP.AAS - Emergency Medical Paramedic	264.0	324.5	26	31
EMPS.AAS – Paramedic Specialist	13.0	--	1	--
FIR.AAS - Fire Science	326.0	468.0	22	29
MA.AAS - Medical Assistant	37.0	46.0	3	3
MA.DIPL - Medical Assistant	177.0	284.0	11	18
MLT.AAS - Medical Lab. Technician	221.0	312.0	17	22
PN.DIPL - Practical Nursing	1,323.0	1,539.0	107	126
RT.AAS - Radiology Technology	506.0	493.0	40	41
Health Sciences Total	4,790.0	5,908.5	385	467

Science	Fall 23	Fall 24	Fall 23	Fall 24
BIO.AS - Biology	195.5	332.0	19	30
BIO.TRANSFER.AS - Biology Transfer Major	14.0	39.0	1	3
CHEM.TRANSFER.AS - Chemistry Transfer Major	--	--	--	--
CHIR.AS - Pre-Chiropractic	13.0	--	1	--
EXER.AS - Exercise Science	19.0	13.0	2	1
EXSCK.TRANSFER.AS - Exercise Sci. & Kinesiology Trans. Major	26.0	26.0	2	2
HS.MHSC - Health Science Meta-Major	758.0	444.0	89	65
HS.MSCI - Science Meta-Major	24.0	68.0	3	11
HS.MSTM - STEMM Meta-Major	91.0	23.0	12	8
MED.AS - Pre-Medicine	49.0	58.0	4	4
PHAR.AS - Pre-Pharmacy	--	14.0	--	1
PHYS.TRANSFER.AS - Physics Transfer Major	--	15.0	--	1
PT.AS - Pre-Physical Therapy	33.0	11.0	3	1
SCI.AS - Science	46.0	82.0	4	7
VET.AS - Pre-Veterinary Medicine	--	53.0	--	4
VETT.AAS – Veterinary Technician	--	221.0	--	17
Science Total	1,268.5	1,399.0	140	155



Academic Programs

Industrial Technology	Credit Hours		Headcount	
	Fall 23	Fall 24	Fall 23	Fall 24
AGB.AAS - Agricultural Business	200.0	91.0	14	7
AGB.CERT – General Agriculture Business Management	14.0	--	1	--
AGB.TRANSFER.AS – Agronomy Transfer Major	14.0	--	1	--
AGED.TRANSFER.AS - Agriculture Education Transfer Major	--	--	--	--
AGRN.AAS - Agronomy	158.0	102.0	11	7
AGRN.CERT – Crop Production Studies	12.0	--	1	--
AGRN.TRANSFER.AS - Agronomy Transfer Major	28.0	36.0	2	3
AGS.AAS - Animal Science	242.0	105.0	18	8
AGS.TRANSFER.AS – Animal Science Transfer Major	27.0	15.0	2	1
AGT.AAS - Agricultural Studies	182.0	170.0	12	12
ATR.AAS - Industrial Automation and Robotics	103.0	199.0	10	14
AUT.AAS - Automotive Technology	805.0	482.0	46	29
CRP.DIPL - Carpentry	372.0	309.0	22	17
CRR.AAS - Automotive Collision Technology	162.0	245.0	9	14
CRR.DIPL - Automotive Collision Technology	18.0	51.0	1	4
DSL.AAS - Diesel Technology	873.0	834.0	50	51
DSL.CERT - Agricultural Diesel Technology	114.0	132.0	6	8
EDT.AAS - Engineering & Design Technology	173.0	260.0	11	18
EDT.DIPL - Engineering & Design Technology	26.0	5.0	2	1
ELM.AAS - Electrical Mechanical Technician	172.0	49.0	12	4
ELT.AAS - Electrical Technologies	1,358.0	1,049.0	84	68
ELT.DIPL - Electrical Technologies	48.0	108.0	8	20
HS.AGR - Agriculture, Food and Natural Resources	236.0	233.0	32	44
HS.MANU - Manufacturing	534.0	361.0	72	61
HS.TRAN - Transportation, Distribution & Logistics	111.0	131.0	17	22
HVAC.AAS - Heating and Air Conditioning Technology	393.0	354.0	29	27
IBD.AAS - Industrial Business	147.0	59.0	10	4
MEC.DIPL - Industrial Mechanics	133.0	134.0	13	10
MFG.AAS - Computer Integrated Fabrication	27.0	26.0	2	2
MFG.DIPL - Industrial Machinist	40.0	25.0	3	2
PLUM.DIPL – Plumbing Diploma	--	162.0	--	10
RES.CERT - Automotive Restoration	66.0	--	4	--
WLD.CERT – Welding Technology	9.0	9.0	1	1
WLD.DIPL - Welding Technology	953.0	901.0	64	60
WLDP.CERT – Production Welding	--	5.0	--	1
Industrial Technology Total	7,750.0	6,642.0	570	530



Academic Programs

Social Sciences	Credit Hours		Headcount	
	Fall 23	Fall 24	Fall 23	Fall 24
HS.MSCO - Social Science Meta-Major	72.0	21.0	8	5
HSER.AAS - Human Services	703.0	721.0	74	74
Social Sciences Total	775.0	742.0	82	79

Humanities	Fall 23	Fall 24	Fall 23	Fall 24
	HS.MCVA - Communication and Visual Arts Meta-Major	22.0	19.0	5
HS.MLAS - Liberal Arts Meta-Major	8,657.0	9,452.0	1,419	1,434
PHT.AAS - Photography	274.0	214.0	18	15
Humanities Total	8,953.0	9,685.0	1,442	1,452

Mathematics	Fall 23	Fall 24	Fall 23	Fall 24
	COSC.AS - Computer Science	47.0	12.0	3
CPL.CERT - Computer Languages	28.0	15.0	3	2
ENG.AS - Pre-Engineering	64.0	63.0	5	5
ENGR.TRANSFER.AS - Engineering Transfer Major	12.0	66.0	1	5
Mathematics Total	151.0	156.0	12	13

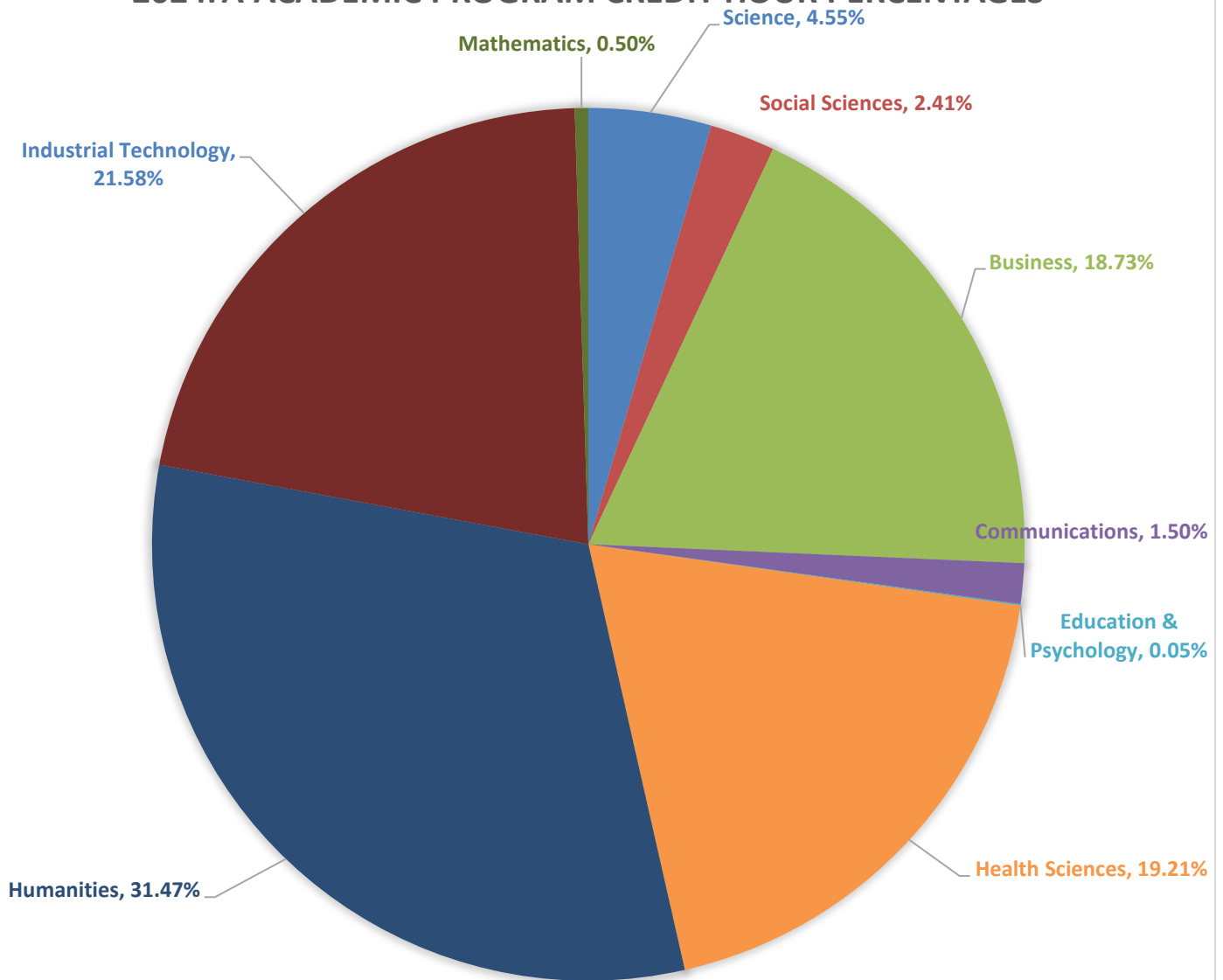
Communications	Fall 23	Fall 24	Fall 23	Fall 24
	DMP.AAS - Digital Media Production	449.0	462.0	30
Communications Total	449.0	462.0	30	30

Education & Psychology	Fall 23	Fall 24	Fall 23	Fall 24
	ECED.DIPL - Early Childhood Education	83.0	15.0	6
Education & Psychology Total	83.0	15.0	6	1
Grand Total	29,703.5	30,771.5	3,161	3,245



Academic Programs

2024FA ACADEMIC PROGRAM CREDIT HOUR PERCENTAGES





Associate of Arts

Business	Credit Hours		Headcount	
	Fall 23	Fall 24	Fall 23	Fall 24
ACC.AA - Accounting	351.0	386.0	24	27
ATC.AA - Pre-Athletic Training	56.0	193.0	4	13
BUS.AA - Business	3,252.0	2,800.0	229	201
BUS.TRANSFER.AA - Business Transfer Major	341.0	426.0	29	32
CJUS.AA - Criminal Justice	680.0	721.0	49	51
CJUS.TRANSFER.AA - Criminal Justice Transfer Major	132.0	121.0	11	11
GRA.AA - Graphics Technology	30.0	37.0	2	3
MBUS.AA - Business Guided Pathway	18.0	19.0	1	1
Business Total	4,860.0	4,703.0	349	339

Communications	Fall 23	Fall 24	Fall 23	Fall 24
COMM.TRANSFER.AA - Communications Transfer Major	43.0	--	3	--
ENGL.AA - English, Speech, & Literature	137.0	134.0	10	10
ENGL.TRANSFER.AA - English Transfer Major	--	--	--	--
JOUR.AA - Journalism	111.0	97.0	8	6
JOURN.TRANSFER.AA - Journalism Transfer Major	--	--	--	--
Communications Total	291.0	231.0	21	16

Education	Fall 23	Fall 24	Fall 23	Fall 24
COACH.NDS – Coaching Authorization/Endorsement	--	16.0	--	1
ECED.AA - Early Childhood Education	51.0	171.0	5	14
ECTL.TRANSFER.AA - Early Childhood Teacher Licensure	212.0	175.0	20	18
ELED.TRANSFER.AA - Elementary Education Transfer Major	528.0	400.0	50	40
ELEM.AA - Elementary Education	485.0	588.0	37	44
PHED.AA - Physical Education	268.0	184.0	19	13
PLAW.AA - Pre-Law	123.0	64.0	9	5
PSYC.AA - Psychology	787.0	707.0	61	52
PSYC.TRANSFER.AA - Psychology Transfer Major	420.0	327.0	40	30
SECED.TRANSFER.AA - Secondary Education Transfer Major	214.0	129.0	17	11
SEDU.AA - Secondary Education	207.0	158.0	15	12
Education Total	3,295.0	2,919.0	273	240



Associate of Arts

General	Credit Hours		Headcount	
	Fall 23	Fall 24	Fall 23	Fall 24
AA - Liberal Arts/Associate of Arts	1,385.5	1,508.0	134	162
AA.LIB - Liberal Arts/Associate of Arts	178.0	150.0	14	12
AGS.AGS - Degree of Associate in General Studies	46.0	78.0	6	7
NDS - Non-Degree Seeking	240.0	238.0	51	47
General Total	1,849.5	1,974.0	205	228

Health Science	Fall 23	Fall 24	Fall 23	Fall 24
MHSC.AA - Health Science Guided Pathway	102.0	226.0	7	16
PDA.AA – Pre-Dental Assisting	--	7.0	--	1
PDH.AA - Pre-Dental Hygiene	506.0	433.0	43	38
PDMS.AA – Pre-Diagnostic Medical Sonography	--	10.0	--	2
PMA.AA - Pre-Medical Assistant	62.0	71.0	5	6
PMLT.AA - Pre-Medical Lab Technician	69.5	38.0	5	4
PPN.AA - Pre-Practical Nursing	2,078.0	2,274.5	200	209
PRT.AA - Pre-Radiology Technology	771.5	913.0	68	75
Health Science Total	3,589.0	3,972.5	328	351

Humanities	Fall 23	Fall 24	Fall 23	Fall 24
DARTS.AAA - Digital Arts	490.0	481.0	50	45
FNART.TRANSFER.AA	25.0	--	2	--
HIS.AA – History	69.0	62.0	5	4
MLAN.AA - Modern Languages	15.0	31.0	1	2
MLAS.AA - Liberal Arts and Science Guided Pathway	2,188.0	1,974.0	162	151
MUSC.AA - Music	228.0	177.0	14	13
REL.AA - Religious Studies	--	--	--	--
THTR.AA - Theater	141.0	67.0	10	5
THTR.TRANSFER.AA - Theater Transfer Major	14.0	--	1	--
VART.AA - Visual Arts	273.0	286.0	19	22
Humanities Total	3,443.0	3,078.0	264	242

Industrial Technology	Fall 23	Fall 24	Fall 23	Fall 24
AGR.AA - Agriculture	325.0	141.0	22	10
Industrial Technology Total	325.0	141.0	22	10



Associate of Arts

Mathematics	Credit Hours		Headcount	
	Fall 23	Fall 24	Fall 23	Fall 24
COSC.AA - Computer Science	412.0	369.0	28	25
ENG.AA - Pre-Engineering	437.0	315.0	30	22
MATH.AA - Mathematics	30.0	14.0	2	1
MSTM.AA – STEM Guided Pathway	--	23.0	--	2
Mathematics Total	879.0	721.0	60	50

Science	Fall 23	Fall 24	Fall 23	Fall 24
BIO.AA - Biology	268.0	248.0	23	17
BIO.TRANSFER.AA	13.0	--	1	--
CHIR.AA - Pre-Chiropractic	67.0	27.0	6	2
CONS.AA - Conservation	43.0	14.0	7	1
DENT.AA - Pre-Dentistry	43.0	--	6	--
EXER.AA - Exercise Science	880.0	942.0	45	67
EXSCK.TRANSFER.AA – Ex. Sci. & Kinesiology Trans. Major	15.0	178.0	2	13
MED.AA – Pre-Medicine	136.0	96.0	15	7
MORT.AA – Pre-Mortuary	28.0	42.0	1	3
PHAR.AA - Pre-Pharmacy	32.0	--	3	--
PHY.AA - Physical Science	30.0	31.0	2	2
PT.AA - Pre-Physical Therapy	219.0	238.0	17	16
SCI.AA – Science	130.0	92.0	15	8
SMES.AA - Sports Medicine/Exercise Science	183.0	191.0	14	13
VET.AA - Pre-Veterinary	190.0	150.0	9	11
Science Total	2,277.0	2,249.0	165	160



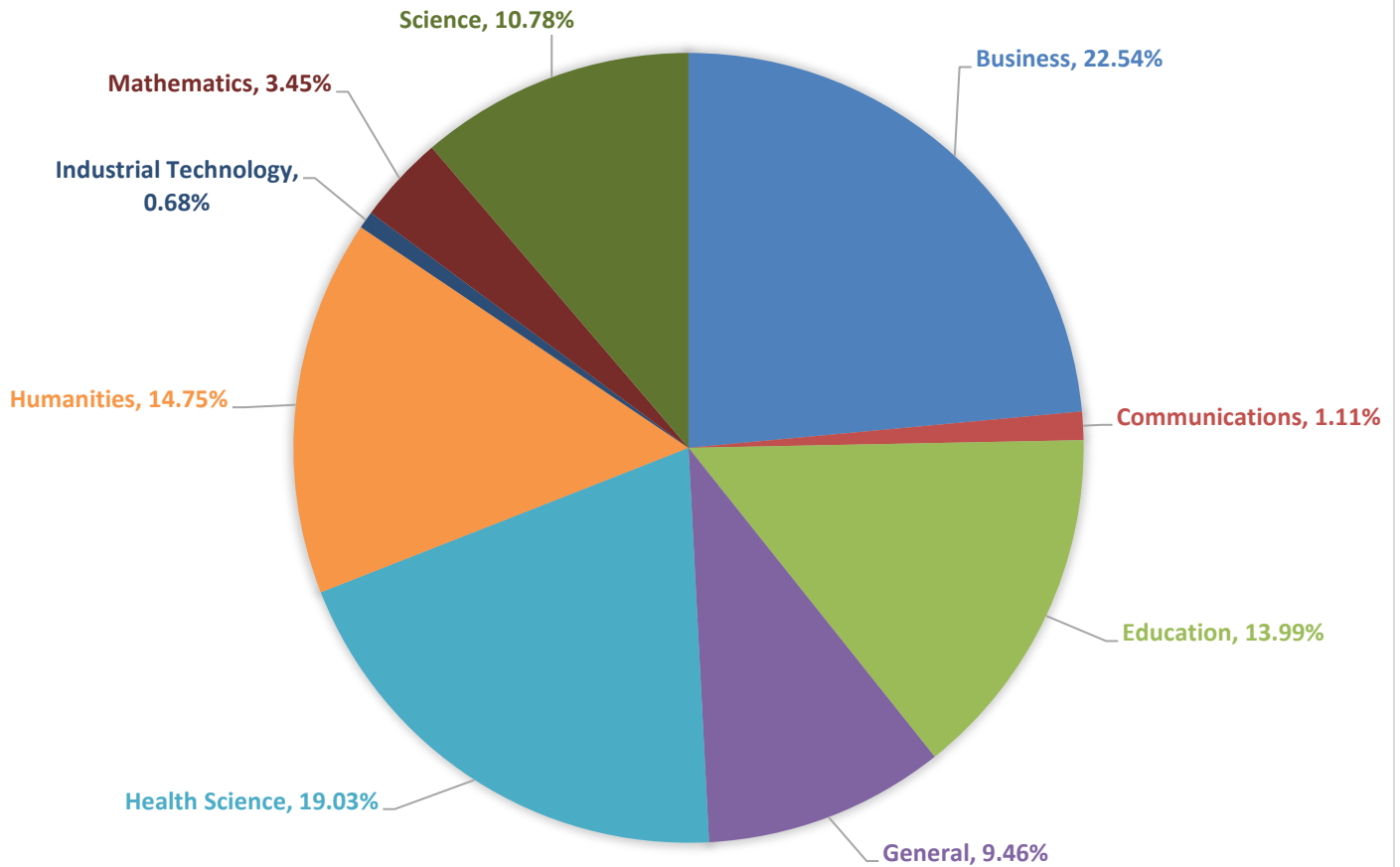
Associate of Arts

Social Science	Credit Hours		Headcount	
	Fall 23	Fall 24	Fall 23	Fall 24
GEO.AA - Geography	--	13.0	--	1
HFS.TRANSFER.AA - Human Family Services Trans. Major	207.0	173.0	21	19
HIST.TRANSFER.AA - History Transfer Major	--	--	--	--
HSER.AA - Human Services	508.0	395.0	45	51
HSV.AA - Human Services/Counseling/Social Wk Guided Pathway	--	--	--	--
POL.AA - Political Science/Government	14.0	69.0	1	5
POLSC.TRANSFER.AA – Political Science Transfer Major	17.0	--	1	--
SCWK.AA - Social Work	172.0	158.0	13	11
SOC.AA - Sociology	33.0	45.0	2	3
SOC.TRANSFER.AA - Sociology Transfer Major	37.0	34.0	4	4
Social Science Total	988.0	887.0	87	94
Grand Total	21,199.5	20,875.5	1,773	1,729



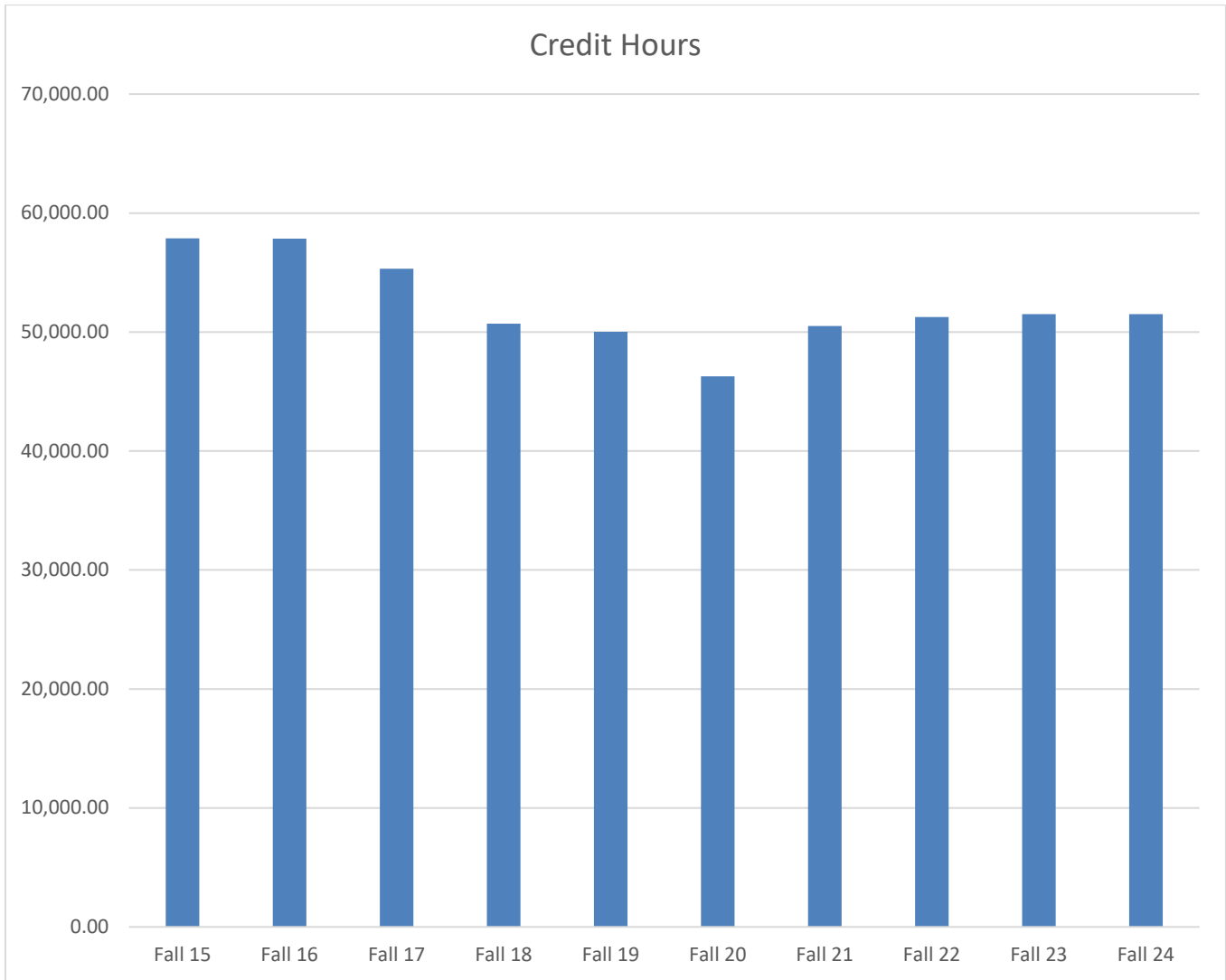
Associate of Arts

2024FA ASSOCIATE OF ARTS CREDIT HOUR PERCENTAGES





Enrollment Trends





Enrollment Trends

